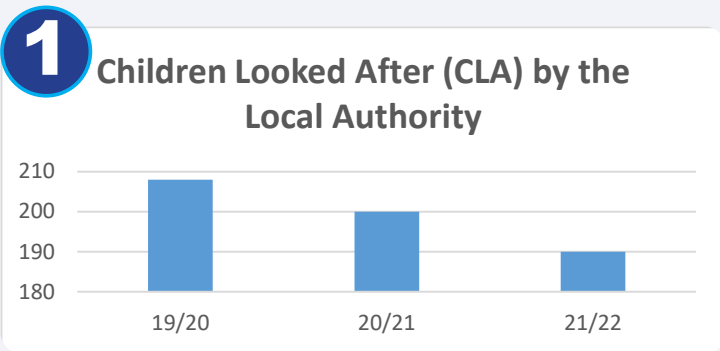


To reach a position whereby capacity is at pre pandemic levels and staff are able undertake our preferred method of contact and engagement with adults, young people, families, wider communities and fellow professionals with unrestricted access to support services.

The priority areas are as follows:

- 1** Children Looked After (CLA) by the Local Authority
- 2** Developing, piloting or scaling up/out of new models of service that improve good outcomes for people
- 3** Carer Support and Provision including care and support for children and families
- 4** Market sustainability (domiciliary care and care home provision)
- 5** Accessing the community
- 6** Improving Health and Wellbeing and promoting /maintain the independence of the vulnerable in our communities
- 7** Stability in the Workforce including Recruitment and Retention



Target: Demand for statutory services has reduced to levels as per prior to COVID.

PI	19/20	20/21	21/22
Number of Children Looked After	208	200	190

Not full year data.

2

Developing, piloting or scaling up/out of new models of service that improve good outcomes for people

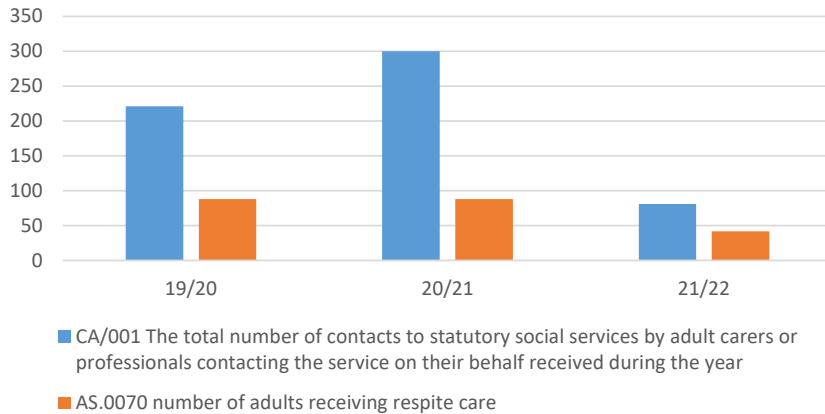
Target: Demand for statutory services has reduced to levels as per prior to COVID.

Qualitative information to be provided e.g. case studies

Social Care Overview

3

Carers Support and Provision

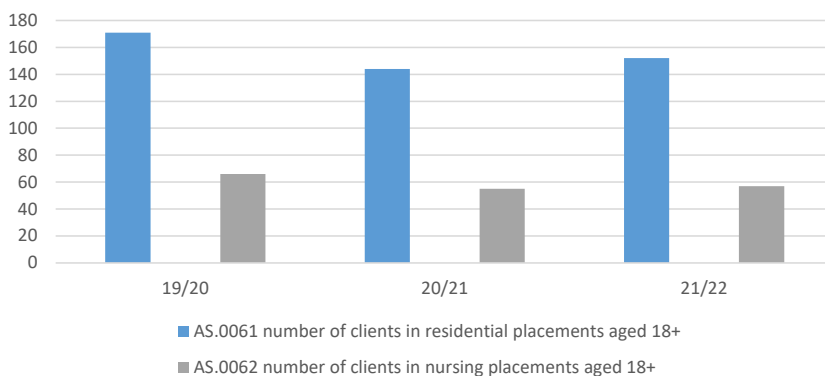


Target: Demand for statutory services has reduced to levels as per prior to COVID.

PI	19/20	20/21	21/22
CA/001 The total number of contacts to statutory social services by adult carers or professionals contacting the service on their behalf received during the year	221	300	81
AS.0070 number of adults receiving respite care	88	88	42

4

Market sustainability (domiciliary care and care home provision)

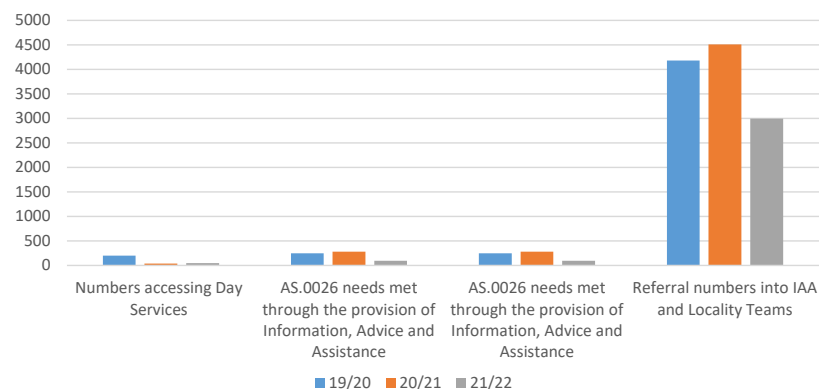


Target: Demand for statutory services has reduced to levels as per prior to COVID.

PI	19/20	20/21	21/22
AS.0061 number of clients in residential placements aged 18+	171	144	152
AS.0062 number of clients in nursing placements aged 18+	66	55	57

5

Accessing the community



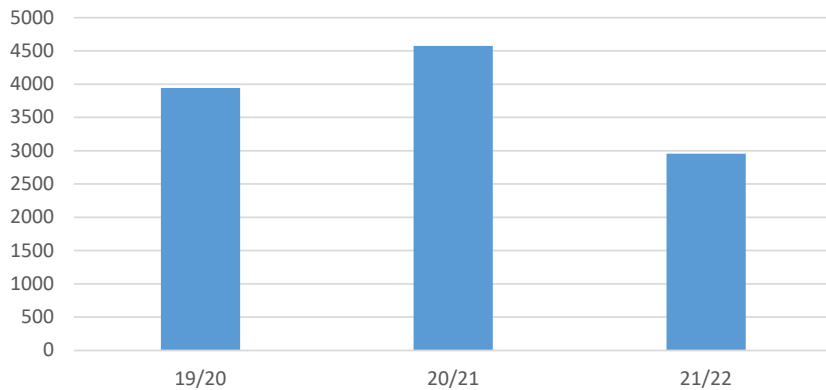
Target: Demand for statutory services has reduced to levels as per prior to COVID.

PI	19/20	20/21	21/22
Numbers accessing Day Services	200	39	51
AS.0026 needs met through the provision of Information, Advice and Assistance	251	280	97
AS.0026 needs met through the provision of Information, Advice and Assistance	251	280	97
Referral numbers into IAA and Locality Teams	4183	4512	2997

Social Care Overview

6

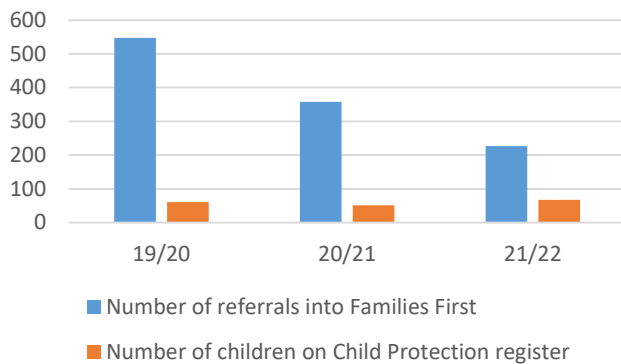
Improving Health and Wellbeing and promoting /maintain the independence of the vulnerable in our communities



Target: Demand for statutory services has reduced to levels as per prior to COVID.

PI	19/20	20/21	21/22
AS.0014 number of referrals received by Adult Services	3941	4572	2956

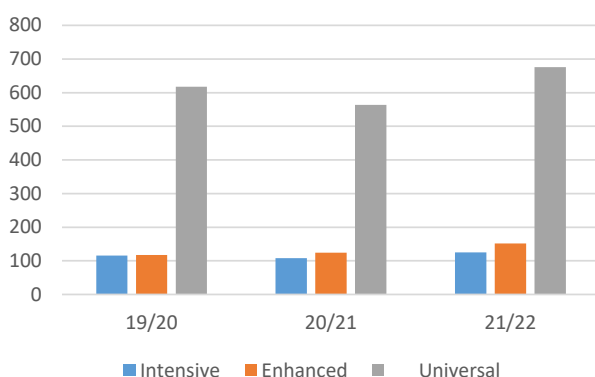
Improving Health and Wellbeing and promoting /maintain the independence of the vulnerable in our communities continued...



Target: Demand for statutory services has reduced to levels as per prior to COVID.

PI	19/20	20/21	21/22
Number of referrals into Families First	547	358	227
Number of children on Child Protection register	61	52	68

Improving Health and Wellbeing and promoting /maintain the independence of the vulnerable in our communities continued...



Target: Demand for statutory services has reduced to levels as per prior to COVID.

PI	19/20	20/21	21/22
Intensive	116	108	125
Enhanced	117	124	152
Universal	618	564	676

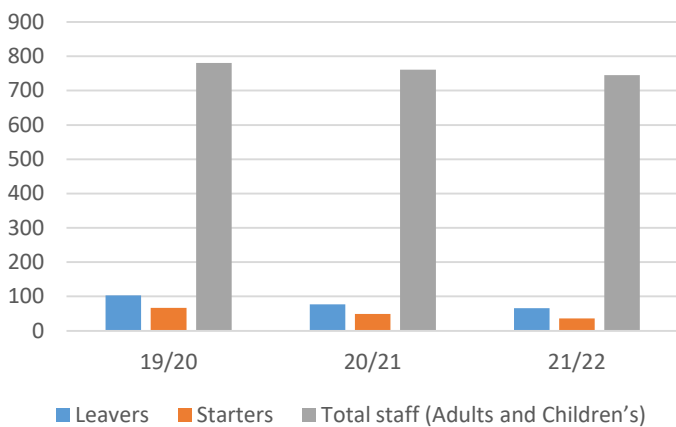
Social Care Overview

Improving Health and Wellbeing and promoting /maintain the independence of the vulnerable in our communities continued...

Target: Demand for statutory services has reduced to levels as per prior to COVID.

PI	19/20	20/21		21/22
Number of Children on a Care and Support Plan	838 CIN Cases	695 CIN Cases	556 with a CASP	850 Cases

7 Stability in the Workforce including Recruitment and Retention



Target: Resilient workforce in place to meet demand.

PI	19/20	20/21	21/22
Leavers	103	77	66
Starters	67	49	36
Total staff (Adults and Children's)*	781	761	745

*Please note this is for internal staff only and the impact on the external providers is being monitored by the Regional Partnership Board.